



3rd Grade Summer Project

Dear Students and Parents,

Welcome to 3rd Grade! We are looking forward to seeing all of you in August. We hope you have an amazing summer with lots of fun adventures and yes, some brain work too!!!

This summer you will complete a ***Biography in a Bag!*** This should be easy to complete and lots of fun! Be creative and use that wonderful imagination that you have. Pick a person you will enjoy learning about and presenting to the class when we return to school.

In addition to your project, don't forget to practice your addition, subtraction and multiplication math facts. It will make the school year easier and help you to be more successful. Attached is the ***Freckle*** math assignment to stay sharp and continue to improve your math skills.

Writing in a journal or creating stories of summer adventures will help with your writing and don't forget to read, read, and read some more.

***Bring your work to school on the first day to turn into your teacher for credit.**




We hope you have a great summer and we are looking forward to seeing you in August!

With Gratitude,

Mr. Green and Mrs. Farrell





FreckleTM
by Renaissance[®]

Dear Family,

Your child is getting ready to transition to a summer of fun and academic growth using Freckle. This engaging online learning platform allows students to practice math at their own level. Freckle continuously adapts to each student's individual skills, so they get the appropriate challenge whether they're working at, above or below grade level. Within Freckle, your child will benefit from lessons, videos and multiple chances to continue improving their math skills over the summer.

Freckle is accessible 24/7, wherever an internet connection is available. The student logs in to Renaissance, using the same URL, username and password that they use for Accelerated Reader.

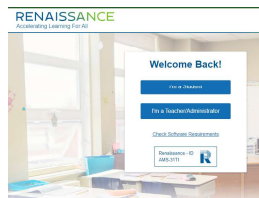
**Step 1: Log into
Basilica Website**



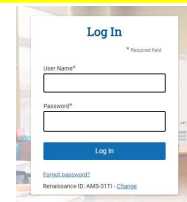
**Step 2: Scroll to bottom
& select AR button**



**Step 3: Select
I'm a Student**



**Step 4: Enter AR
Username/Password**



**Step 5: Select
Freckle**



The Freckle summer math requirements are listed in the chart below. No code is needed. A new assignment or assignments will be posted each week. Please complete assignments by August 11.

Students	Required Assignments per Week (10 Qs Per Assignment Posted Weekly)	Total Assignments for the Summer	Bonus Challenge:
Incoming 1st Grade	1 Assignment per week	Total 8 Assignments	10 minutes per day Mon - Fri (400 minutes for summer)
Incoming 2nd -3rd	2 Assignments per week	Total 16 Assignments	10 minutes per day Mon - Fri (400 minutes for summer)
Incoming 4th - 5th	3 Assignments per week	Total 24 Assignments	15 minutes per day Mon - Fri (600 minutes for summer)
Incoming 6th - 8th (High School Algebra I & Geometry do not have to complete Freckle.)	5 Assignments per week	Total 40 Assignments	1000 minutes for the summer (Reward: Out of Uniform pass)

biography in a bag

an engaging activity
to learn about
historical figures

HISTORY MADE FUN!



GREAT WAY TO
RESEARCH
BIOGRAPHIES AND
PRESENT TO
CLASSMATES IN AN
INTERESTING AND
ENGAGING WAY!

PROMOTES DEEP
THINKING AND
CREATIVITY!

HEAD OVER HEELS FOR TEACHING


TEACHER TIPS/PHOTOS




ALLOW STUDENTS TO CHOOSE A BIOGRAPHY TO COMPLETE THE PROJECT.



STUDENTS WILL PRESENT THEIR BIOGRAPHY IN A BAG TO THEIR CLASSMATES.



STUDENTS WILL BRING THEIR ITEMS THAT REPRESENT THEIR HISTORICAL FIGURE IN A BAG.



SOME WILL EVEN DRESS UP AS THEIR HISTORICAL FIGURE!
**AMELIA EARHART

examples of biography items

Some biography in a bag items are obvious like a stethoscope if they were a doctor or a basketball if they were an NBA star, but I try to encourage my students to be creative and bring in items that symbolize their person as a character and dig deeper.

**You may only want to share a few just to give them an idea... sometimes students will bring in every example you give them for their biography. I model first. I read aloud a short biography to the class, complete the report, and brainstorm items that could represent the historical figure. This sets the expectations and gives students clear guidelines.

Here are some examples:

TV remote	to "mute" out all the negative comments
-----------	---

Energizer battery	she kept going and going, Perseverance
-------------------	--

lion	very brave
------	------------

Owl	wisdom, intelligence
-----	----------------------

Heart	caring, kind, thoughtful
-------	--------------------------

Soccer ball	achieved their goals
-------------	----------------------

Open door	never turned anyone away
-----------	--------------------------

Weights	strong, powerful
---------	------------------

Bird	fought for freedom
------	--------------------

Candle/match	sparked hope in others
--------------	------------------------

BIOGRAPHY

A biography is a true, non-fiction story of a person's life. After reading a book or researching online, record information on this sheet. Use this information to complete your biography in a bag.

Title: _____

Biography tells about the life of: _____

Why did you choose this biography? _____

List five important facts:

Name two important dates in the person's life and what happened:

Name _____ Due Date _____

BIOGRAPHY IN A BAG

Title: _____

Biography tells about the life of: _____

Find 8-12 items (5 points each) to symbolize/represent the person you read about and place in a garbage bag. Be prepared to discuss each item.

(Items can symbolize hobbies, accomplishments, character traits, etc.)

Example: soccer ball: achieved their goals, heart: caring person

Item:

What does this item symbolize?

_____	_____
_____	_____
_____	_____
_____	_____
_____	_____
_____	_____
_____	_____
_____	_____
_____	_____
_____	_____
_____	_____
_____	_____

Name _____ Due Date _____

BIOGRAPHY IN A BAG

- /10 Oral Presentation of Biography
(presentation of material, prepared, voice level)
- /30 Completeness of written form
(relevant information, clear organization, research, notes)
- /60 Items that represent/symbolize famous person and written explanation for each item. (5 points each)

Comments:

Name _____ Date _____

Head Over Heels For Teaching.

BIOGRAPHY IN A BAG

- /10 Oral Presentation of Biography
(presentation of material, prepared, voice level)
- /30 Completeness of written form
(relevant information, clear organization, research, notes)
- /60 Items that represent/symbolize famous person and written explanation for each item. (5 points each)

Comments:

Name _____ Date _____

Head Over Heels For Teaching.