

Second Grade Supplies 2025-2026

Student Supplies

Please feel free to write your name on these items. Ticonderoga, Expo, Crayola, and Elmer's brands tend to last longer than other brands; please purchase the brand your student prefers.

- (1) Package of Pencils, 24+ count
- (2) Large Pink Erasers
- (1) Primary Composition Notebook (example) →
- (2) Wide Ruled Marble Notebooks (example) → → → →
- (1) ½ Inch White Three-Ring Binder
- (1) Package Wide Ruled Loose Leaf Paper
- (3) Packages Post-it Notes (different colors, please)
- (2) Thin Highlighters
- (1) Package Fine Tip Dry Erase Markers, 4 count
- (1) Student Sized Scissors
- (1) Clear Ruler (inches and centimeters)
- (1) Package Thick Markers, 8, 10, or 12 count
- (1) Package Thin Markers, 8, 10, or 12 count
- (1) Package Colored Pencils, 12 count
- (1) Package Crayons, 24 count
- (4) All Purpose Glue Sticks, 4+ count
- (1) Bottle White Glue
- (1) Plug In Headphones
- (1) Pencil Box



Community Supplies

There is no need to write your name on these items. More may be needed throughout the school year.

- (1 roll) Paper Towels
- (2 containers) Disinfecting Wipes
- (1 can) Disinfecting Spray
- (2 boxes) Tissues
- (3 small bottles) Hand Sanitizer

Wish List Items

These are not necessary to purchase but will be gratefully used if you are interested.

- White Card Stock
- Watercolor Paints
- Watercolor Paper
- Pipe Cleaners
- Craft (Popsicle) Sticks
- Construction Paper
- Play Dough

It's summer!!

Summer is a time for relaxation and fun, and it's also an opportunity to maintain the progress your child has made throughout the school year. "Summer slide" is when students lose some of their academic skills during the long break. However, with your support, you can keep your child's learning momentum going strong!


Reading is the perfect summer activity because it's educational and enjoyable! By encouraging your child to read regularly during the summer months, you can help them review the skills they've worked hard to develop. You can also read to your child! It fosters a strong bond, enhances language development, fluency, and comprehension skills. Reading together also cultivates a love for reading, igniting imagination and curiosity. Please use the attached Summer Reading Bingo board for some fun reading ideas!

In addition to reading daily, please have your child complete four pages from this packet weekly to keep his or her school skills sharp! *As an added bonus, when your child turns in a neatly completed summer packet he or she will earn a special packet of homework passes to be used throughout Second Grade!*

Thank you for helping to nurture the skills your child has learned throughout the year!

Week	Dates	Page Names	Completed ✓
Week 1	June 2 - 6	Long Vowel Sounds (long a sounds)	
		Place Value Roll and Write	
		Building Summer Sentences	
		Summer Time!	
Week 2	June 9 - 13	Camping for Nouns	
		Counting Backwards	
		All About Summer	
		Bears in the Camp!	
Week 3	June 16 - 20	Long Vowel Sounds (long e sounds)	
		Buckets of Crabs	
		Summer Sentences!	
		Bar Graphing Ice Cream	

Week 4	June 23 - 27	Camping for Verbs	
		Summer Fact Families	
		How to...Build a sandcastle	
		Number Riddles	
Week 5	June 30 - July 4	Happy Fourth of July!	
Week 6	July 7 - 11	Long Vowel Sounds (long i sounds)	
		Let's Sell Lemonade	
		Spin and Write	
		Missing Addends	
Week 7	June 14 - 18	Camping for Adjectives	
		Count On!	
		Popsicles or Ice Cream?	
		Summer TIME!	
Week 8	July 21 - 25	Long Vowel Sounds (long o sounds)	
		Ice Cream Facts	
		Summer Vowels	
		Summer Shopping	
Week 9	July 28 - August 1	Summer Story Sequencing!	
		Popsicle Math	
		Summer Items	
		TIME to Go Camping	
Week 10	August 4 - 8	Long Vowel Sounds (long u sounds)	
		Summer Graphing	
		Summer Sentences	
		Number Words	



FreckleTM
by Renaissance®

Dear Family,

Your child is getting ready to transition to a summer of fun and academic growth using Freckle. This engaging online learning platform allows students to practice math at their own level. Freckle continuously adapts to each student's individual skills, so they get the appropriate challenge whether they're working at, above or below grade level. Within Freckle, your child will benefit from lessons, videos and multiple chances to continue improving their math skills over the summer.

Freckle is accessible 24/7, wherever an internet connection is available. The student logs in to Renaissance, using the same URL, username and password that they use for Accelerated Reader.

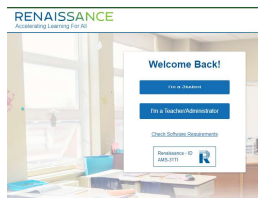
**Step 1: Log into
Basilica Website**



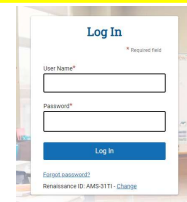
**Step 2: Scroll to bottom
& select AR button**



**Step 3: Select
I'm a Student**



**Step 4: Enter AR
Username/Password**




**Step 5: Select
Freckle**



The Freckle summer math requirements are listed in the chart below. No code is needed. A new assignment or assignments will be posted each week. Please complete assignments by August 11.

Students	Required Assignments per Week (10 Qs Per Assignment Posted Weekly)	Total Assignments for the Summer	Bonus Challenge:
Incoming 1st Grade	1 Assignment per week	Total 8 Assignments	10 minutes per day Mon - Fri (400 minutes for summer)
Incoming 2nd -3rd	2 Assignments per week	Total 16 Assignments	10 minutes per day Mon - Fri (400 minutes for summer)
Incoming 4th - 5th	3 Assignments per week	Total 24 Assignments	15 minutes per day Mon - Fri (600 minutes for summer)
Incoming 6th - 8th (High School Algebra I & Geometry do not have to complete Freckle.)	5 Assignments per week	Total 40 Assignments	1000 minutes for the summer (Reward: Out of Uniform pass)


SUMMER READING BINGO



Read to a pet or
stuffed animal



Build a fort and
read inside.



Read by the
water




Have someone
read to you




Read to someone
on the phone



Read in the dark
with a flashlight



Have a picnic and
read



Write a poem or
sing a song about
reading



Read under the
covers in your
bed



Draw a picture
from your
favorite book




Read in a
park



Read to someone
younger than you



Write your own
book



Read while you
eat your favorite
snack



Read a book that
rhymes



Read to a friend



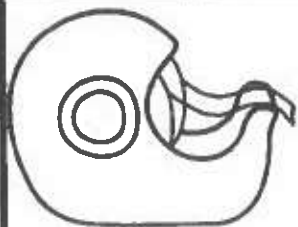
Name _____


Long Vowel Sounds

(Long a Sounds)

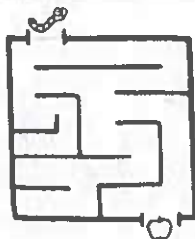


Directions: Look at the picture in each box. Write the letters that make up the word in the sound boxes. Write a sentence using the word.










--	--	--	--





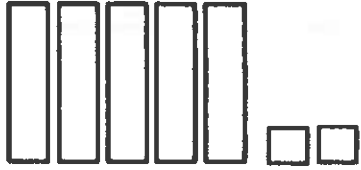
--	--	--	--

Name _____

Place Value Roll and Write

Directions: Roll two dice. Put the dice in any order and write the number in the first column.

Then, write the number word in the second column and use base ten models to show the number. For example, if you roll a 2 and a 5, you can write the number 25 or 52. The first example has been done for you.

52	fifty-two	

Name: _____

Building Summer Sentences!

Directions: Make four sentences using some of the words provided.

summer

delicious

popsicle

hot

cold

yummy

melting

sweet



1. _____

2. _____



3. _____

4. _____


Name _____

SUMMER TIME!


Directions: Draw hands on the clocks to match the digital time.




7:30




1:30




9:30




5:30




10:30



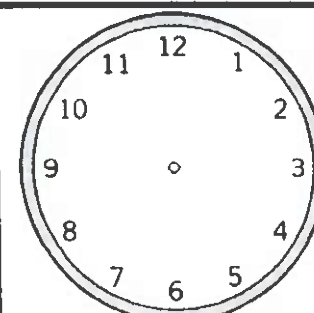
3:30



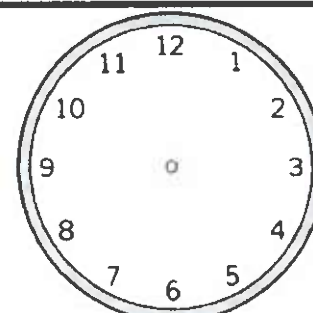
6:30



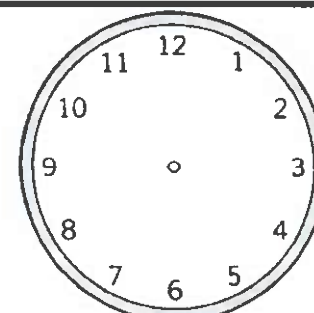
8:30




11:30



12:30




4:30




2:30

Name _____










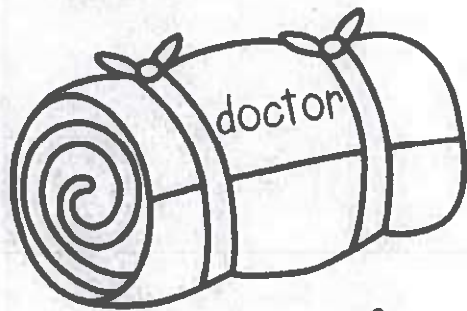




Camping for Nouns



Directions: Read the nouns on the sleeping bags.

Use the color code to color the sleeping bags.

person = red place = orange thing = green

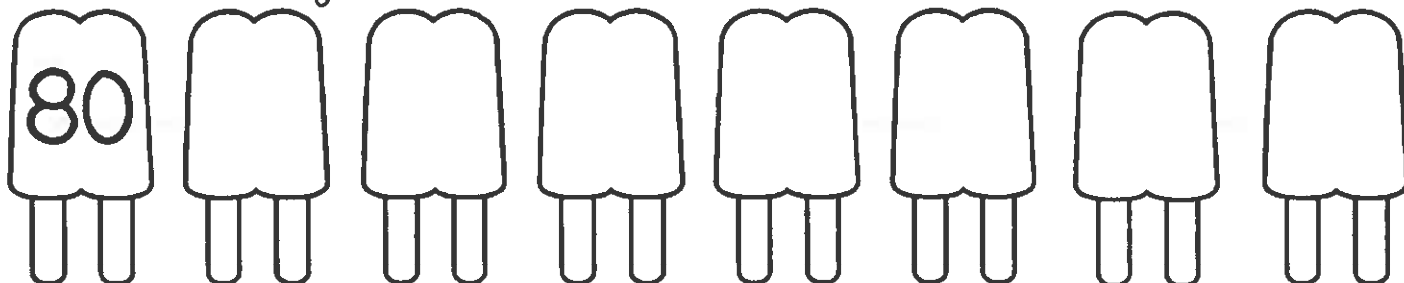


Name _____


Counting Backwards

Directions: Count backwards for each group of items.

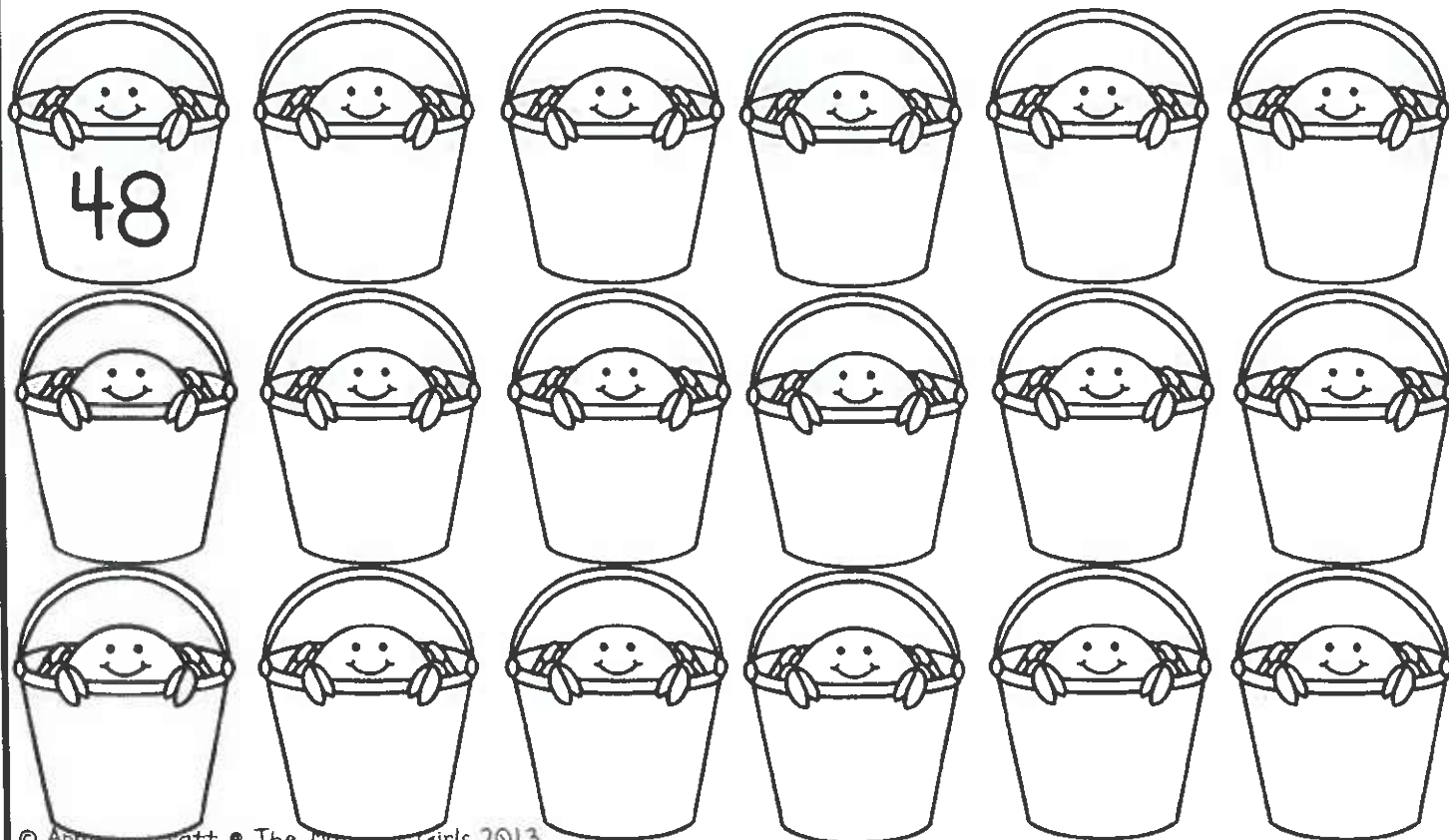
Count backwards by 10's



Count backwards by 5's



Count backwards by 2's




Name: _____

All About Summer

Word bank

summer hiking vacation picnic beach
play ocean sunny watermelon shorts
hot popsicle swimming ice cream barbeque


Directions: Use some of the words in the word bank to help you write about summer



Name _____

Bears in the Camp!

Directions: Read the statements at the bottom of the page.
Write the correct number for each set.



1. Four groups of ten and five ones =
2. Eight groups of ten and nine ones =
3. Seven groups of ten and three ones =
4. Nine groups of ten and nine ones =
5. Six groups of ten and two ones =
6. Five groups of ten and five ones =
7. Three groups of ten and eight ones =
8. One group of ten and zero ones =


Name _____

Long Vowel Sounds

(Long e Sounds)




Directions: Look at the picture in each box. Write the letters that make up the word in the sound boxes. Write a sentence using the word.













Name: _____

Buckets of Crabs



Directions: Look at the number on each bucket.
Use the chart to make a new number.



1 more	
1 less	
10 more	
10 less	
100 more	



1 more	
1 less	
10 more	
10 less	
100 more	



1 more	
1 less	
10 more	
10 less	
100 more	



1 more	
1 less	
10 more	
10 less	
100 more	



1 more	
1 less	
10 more	
10 less	
100 more	



1 more	
1 less	
10 more	
10 less	
100 more	

Name _____

Summer Sentences!

Directions: Choose a word and/or phrase from each column.
Write 5 complete sentences using each word and phrase only once.



Who	Did What	Where
The crab	hopped	in the sand.
My friend	jumped	under an umbrella.
My dog	crawled	by a sea turtle.
I	ran	on the boat.
The seal	slept	near a crab.

1.

2.

3.

4.

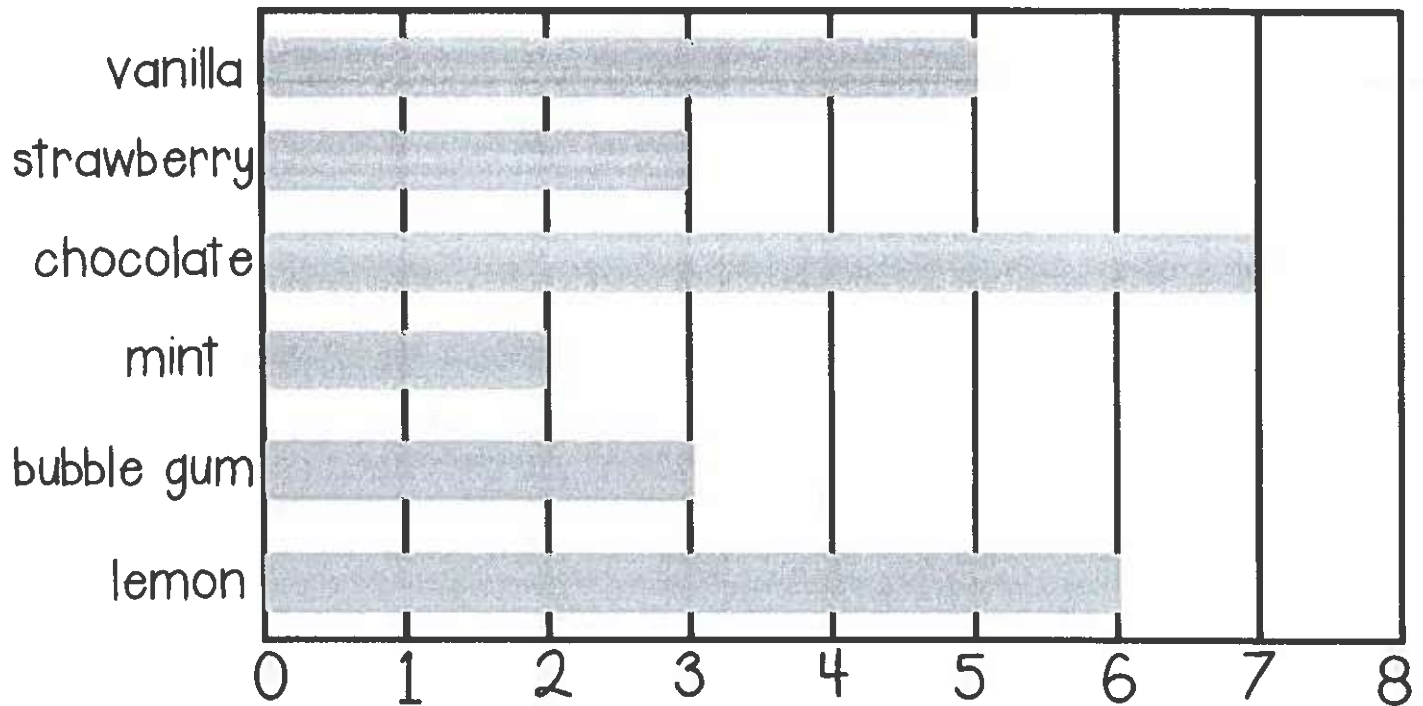
5.

Name _____

Bar Graphing Ice Cream

Directions: The students voted for their favorite ice cream flavor.

Use the bar graph to help you answer the questions below.



1. Which flavor did the students like best?

2. Which flavor was the least favorite?

3. How many children liked mint and lemon?

4. How many more children liked chocolate than strawberry?

5. How many children are in the class?

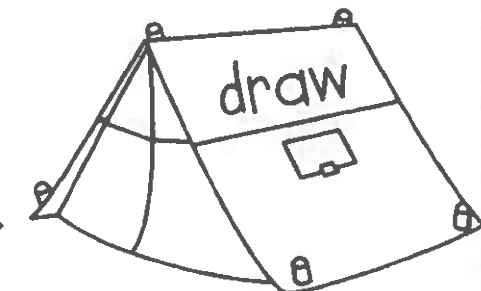
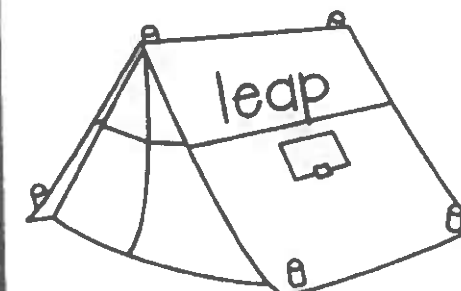
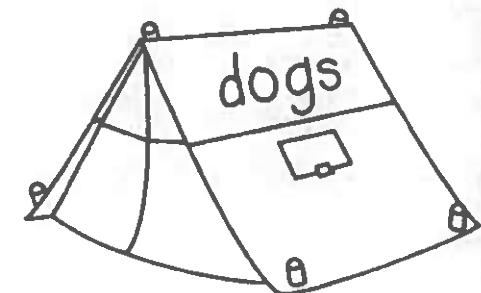

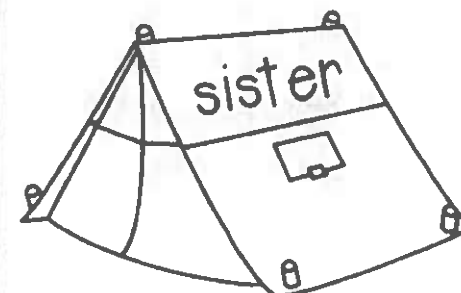
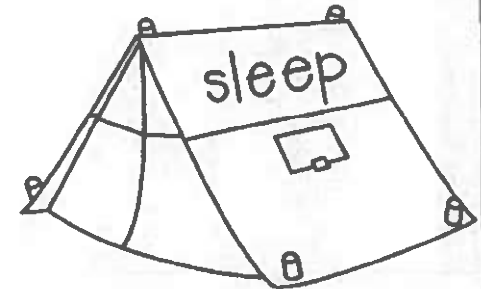
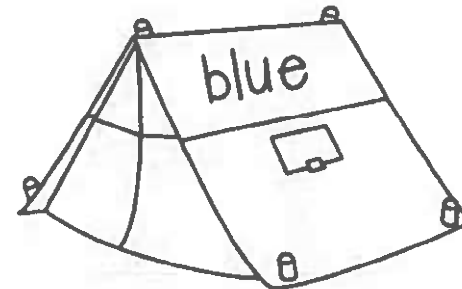
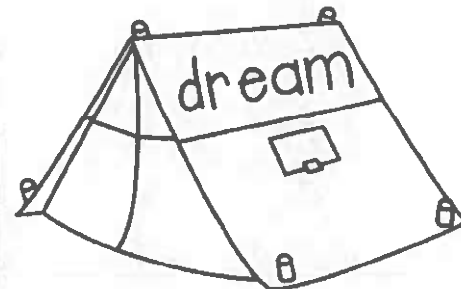
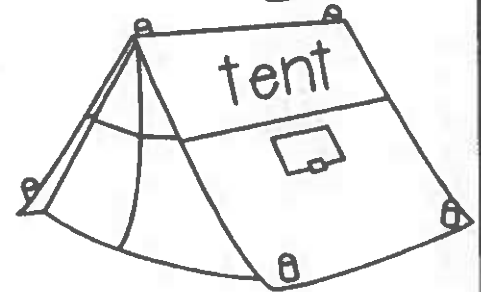
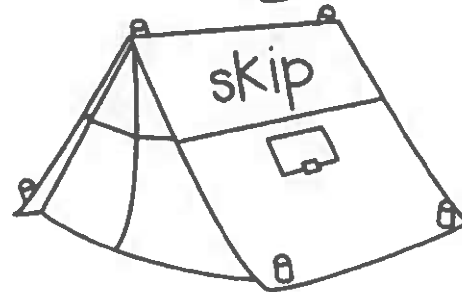
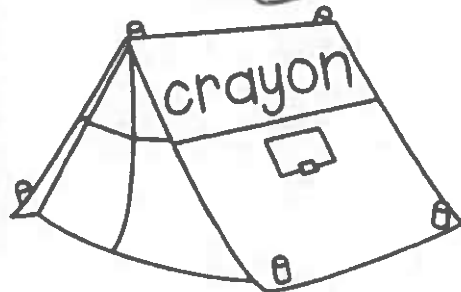
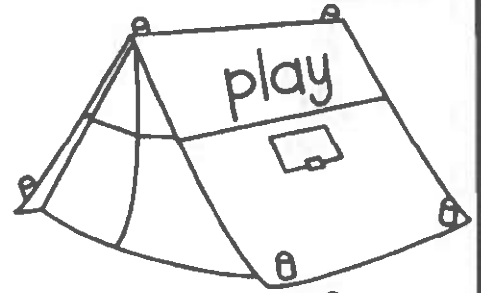
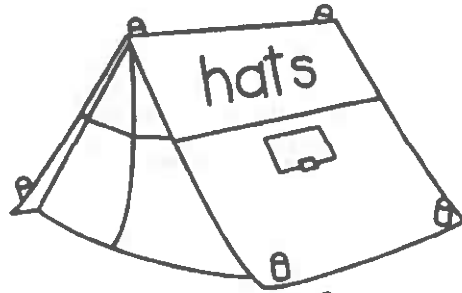
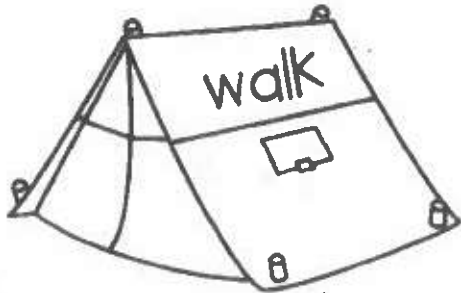
* Verbs show action.

Name _____



Camping for Verbs


Directions: Read the words on the tents. If the word is a verb, color the tent green. Color all of the other tents yellow.



Name _____

Summer Fact Families


Directions: Use the 3 numbers to write 4 different facts.




_____	+	_____	=	_____
_____	+	_____	=	_____
_____	-	_____	=	_____
_____	-	_____	=	_____




_____	+	_____	=	_____
_____	+	_____	=	_____
_____	-	_____	=	_____
_____	-	_____	=	_____




_____	+	_____	=	_____
_____	+	_____	=	_____
_____	-	_____	=	_____
_____	-	_____	=	_____



_____	+	_____	=	_____
_____	+	_____	=	_____
_____	-	_____	=	_____
_____	-	_____	=	_____




_____	+	_____	=	_____
_____	+	_____	=	_____
_____	-	_____	=	_____
_____	-	_____	=	_____



_____	+	_____	=	_____
_____	+	_____	=	_____
_____	-	_____	=	_____
_____	-	_____	=	_____

Name _____



How to... Build a sandcastle

Directions: Write step by step directions on how to build a sandcastle.
Draw pictures to match each step.



First,

Next,

Then,

Finally,

Name: _____

Number Riddles

Directions: Read the clues to help you solve the riddle.

Write the answer on the line



I am thinking of a number.

It is greater than 43.

It is less than 45.

What number is it? _____

I am thinking of a number.

It is less than 10.

It is odd.

It is more than 7.

What number is it? _____

I am thinking of a number.

It is more than 70.

It is less than 80.

It has a 6 in the ones place.

What number is it? _____

I am thinking of a number.

It is less than 80.

It is greater than 70.

It has a 5 in the ones place.

What number is it? _____

I am thinking of a number.

It is less than 20.

It has a 1 in the ones place.

It is greater than 10.

What number is it? _____

I am thinking of a number.

It is less than 30.

It is greater than 20.

It has a 8 in the ones place.

What number is it? _____

I am thinking of a number.

It is greater than 90.

It is less than 100.

It has a 7 in the ones place.

What number is it? _____

I am thinking of a number.

It has a 3 in the tens place.

It has a 0 in the ones place.

What number is it? _____

I am thinking of a number.

It has a 5 in the ones place.

It has a 8 in the tens place.

What number is it? _____

I am thinking of a number.

It has a 4 in the ones place.

It has a 9 in the tens place.

What number is it? _____

Name _____

Long Vowel Sounds


(Long i Sounds)





Directions: Look at the picture in each box. Write the letters that make up the word in the sound boxes. Write a sentence using the word.















Name _____

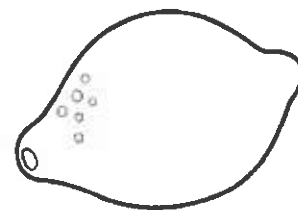
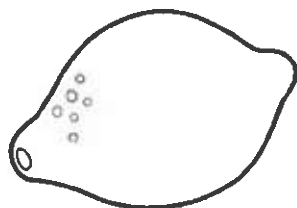
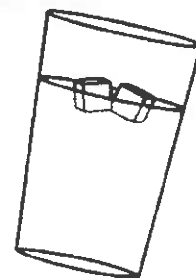


Let's Sell Lemonade



Day of the week # of cups

Sunday	6
Monday	5
Tuesday	7
Wednesday	8
Thursday	12
Friday	9
Saturday	4



Directions: Use the Chart to answer the questions below.

1. What two days did the twins sell the most lemonade?

2. What two days did the twins sell the least cups of lemonade?

3. In all, how many cups of lemonade did they sell on Wednesday and Friday?

4. In all, how many cups of lemonade did they sell Sunday, Monday and Saturday?


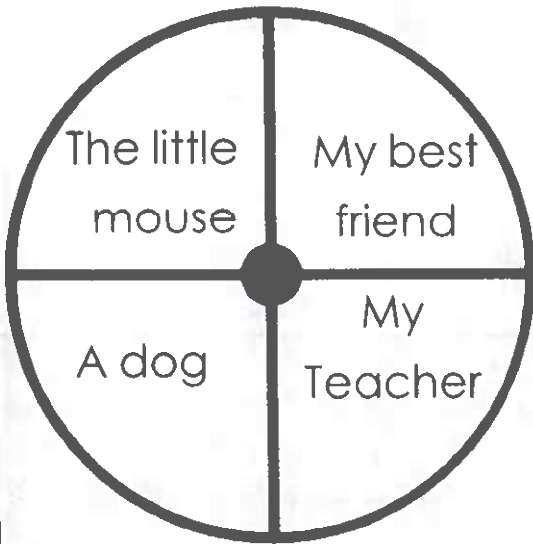

5. How many more cups of lemonade did they sell on Thursday than Tuesday?

6. How many more cups of lemonade did they sell on Wednesday than Sunday?

Name: _____

Spin and Write

Directions: Spin both spinners and write a sentence using the subject and predicate. Be creative and write a complete sentence. Use a paperclip and pencil to spin the spinner



1. _____

2. _____

3. _____

4. _____


5. _____

Name _____

© Annie Moffatt @ The Moffatt Girls 2013

Missing Addends

Directions: Solve each number sentence by adding the missing addend.



$$5 + \square = 16$$

$$\square + 9 = 14$$

$$\square + 8 = 19$$

$$8 + \square = 13$$

$$4 + \square = 20$$

$$\square + 6 = 18$$

$$\square + 6 = 19$$

$$0 + \square = 16$$

$$7 + \square = 17$$

$$\square + 1 = 24$$

$$\square + 4 = 12$$

$$5 + \square = 12$$

$$9 + \square = 18$$

$$\square + 4 = 15$$

$$\square + 5 = 19$$

$$9 + \square = 11$$

$$2 + \square = 20$$

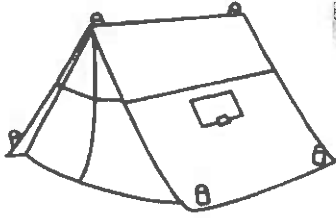
$$\square + 6 = 19$$

$$\square + 7 = 14$$

$$3 + \square = 13$$

* Adjectives are describing words.



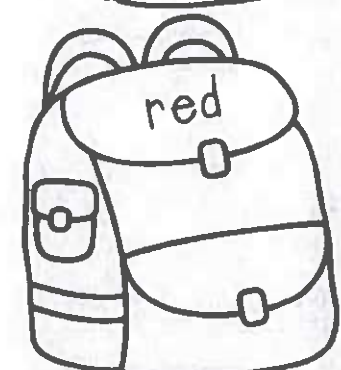







Name _____



Camping for Adjectives



Directions: Read the words on the backpacks. If the word is an adjective color the backpack orange. Color all other backpacks brown.



Name _____



penny
1 cent



nickel
5 cents



dime
10 cents

Count On!

Directions: Look at the coins in each row.
Write the total amount for the coins as
you count on. The first one has been
started for you.



10



11



12



Total

_____ ¢



Total

_____ ¢



Total

_____ ¢



Total

_____ ¢



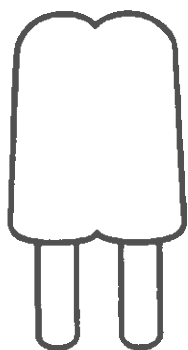
Total

_____ ¢



Total

_____ ¢




Popsicles *or* Ice Cream?




Do you like popsicles or ice cream better? Why?


Name _____




Summer TIME!



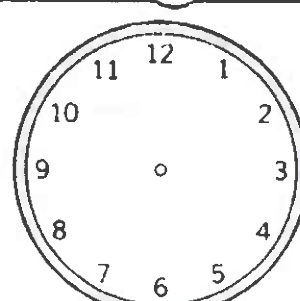
Directions: Show or write the time for each clock




show 1:30




____:____



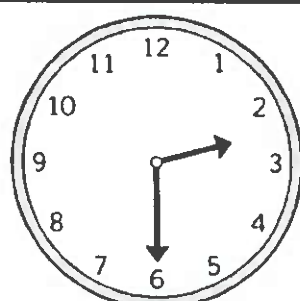
show 4:30




____:____



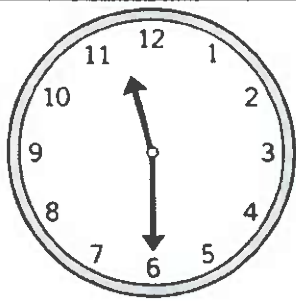
show 5:30




____:____



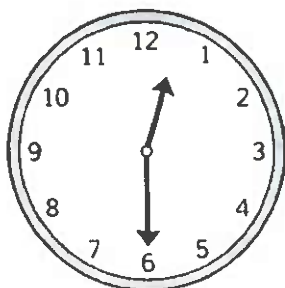
show 7:30



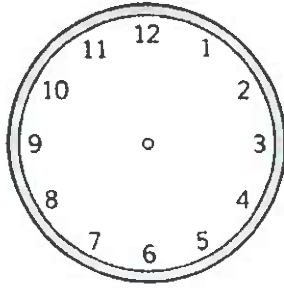
____:____



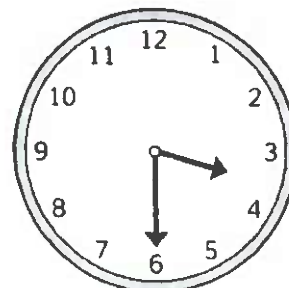
show 8:30



____:____



show 9:30



____:____

Name _____


Long Vowel Sounds


(Long o Sounds)

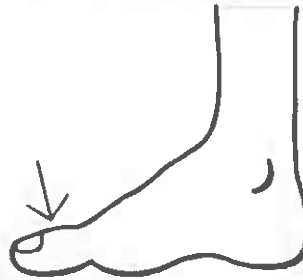



Directions: Look at the picture in each box. Write the letters that make up the word in the sound boxes. Write a sentence using the word.












--	--	--



--	--	--	--

*If you would like to, color TRUE facts green and FALSE facts red instead of cutting.

Name _____

Ice Cream Facts

Directions: Solve the problems.
Cut and paste them in the correct columns.

True

False

Week 3: Day 1

©Annie Moffatt © The Moffatt Girls 2014

$$2 + 7 = 6 + 3$$

$$9 + 1 = 7 + 2$$

$$4 + 5 = 5 + 3$$

$$6 + 4 = 5 + 5$$

$$3 + 3 = 6 + 2$$

$$2 + 5 = 8 + 0$$

$$5 + 2 = 3 + 4$$

$$4 + 4 = 3 + 4$$

$$10 + 5 = 8 + 6$$

$$2 + 4 = 3 + 3$$

* Long vowels say their names.

Name _____

Summer Vowels



Directions: Read the words below. Color the long vowel words green. Color the short vowel words red.

stop	leap	mug	sun	sled	lake
smile	bone	pill	beach	ran	tile
stay	rule	stain	sail	rule	shine
cat	tie	bite	still	boat	chin

Directions: Write three sentences using the words from the list above.

1.


2.

3.

Name: _____

Summer Shopping

Directions: Look at the price on each item. Color the coins needed to buy the item.
There may be more than one combination.



Name: _____

Summer Story Sequencing!


Directions: Put the stories in order from beginning to end. Use the numbers 1-4 to sequence the stories.

_____ She found a place to pitch her tent.

_____ Jan went to sleep in her tent.

_____ Jan arrived at the camp site.

_____ Jan set up her tent.



_____ They got out of the canoe.

_____ Dan and Sally found a canoe.

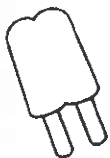
_____ They rowed around the lake.

_____ They got into the canoe.

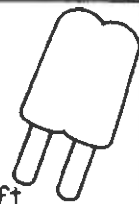
Directions: Write four out of order sentences. Ask someone to use the numbers 1-4 to sequence your story.



Name: _____



Popsicle Math



Directions: Apply the rule at the top of each popsicle to the numbers on the left. Write the answers on the right. The first one has been done for you.

-5

12	7
7	
19	
10	
16	

-4

15	
10	
5	
9	
14	

+7

7	
12	
5	
10	
9	



+9

9	
5	
10	
3	
8	

-3

18	
9	
17	
20	
15	


Name _____

Summer Items

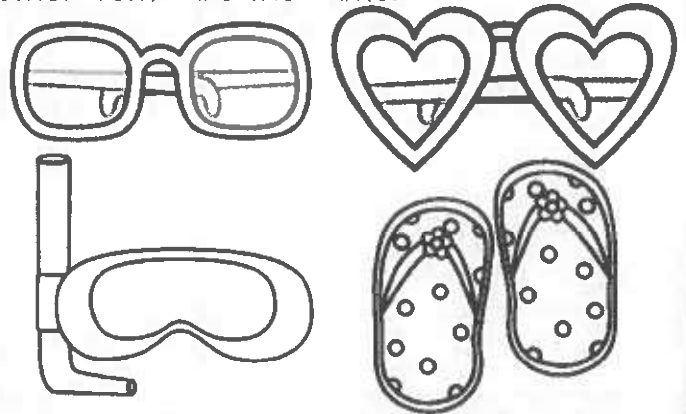


Directions: Look at each set of items and answer the questions.


Which does not belong? Draw an X on the item that does not belong. Tell how the other items are the same.




Which does not belong? Draw an X on the item that does not belong. Tell how the other items are the same.



Which does not belong? Draw an X on the item that does not belong. Tell how the other items are the same.



Which does not belong? Draw an X on the item that does not belong. Tell how the other items are the same.



Name _____

TIME to Go Camping



Directions: Read each problem. Answer the questions.

The hikers went to bed at 7:30. The bears went to bed 2 hours later. What time did the bears go to bed?

_____:

Dinner starts at 7:00. Today the campers ate 1 hour early. What time did the campers eat dinner?

_____:

The campers will start fishing at 4:00. They usually fish for 4 hours. What time do they stop fishing?

_____:

Tim started setting up the tent at 2:00. It took him 3 hours. What time did Tim finish setting up the tent?

_____:

The bears get hungry at 6:00. It takes them 1 hour catch to their dinner. What time do the bears eat?

_____:

The raccoons wake the campers up at 5:00. The campers fall back to sleep for 2 more hours. What time do they finally wake up?

_____:

The campers arrived 3 hour late to the camp site. They were supposed to arrive at 3:30. What time did they get there?

_____:

The campers went to chop some wood at 5:30. It took them 2 hours. What time did they finish?

_____:

The campers leave camp at 4:00. It takes them 6 hours to get home. What time did they arrive home?

_____:

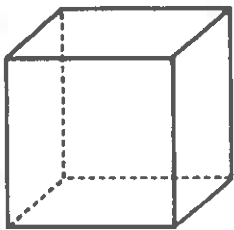
Name _____

Long Vowel Sounds

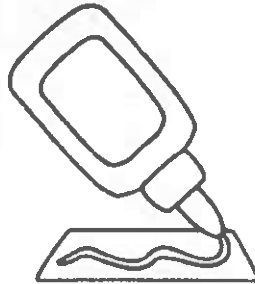
(Long u Sounds)



Directions: Look at the picture in each box. Write the letters that make up the word in the sound boxes. Write a sentence using the word.




--	--	--	--



--	--	--	--




--	--	--	--



--	--	--	--




--	--	--	--



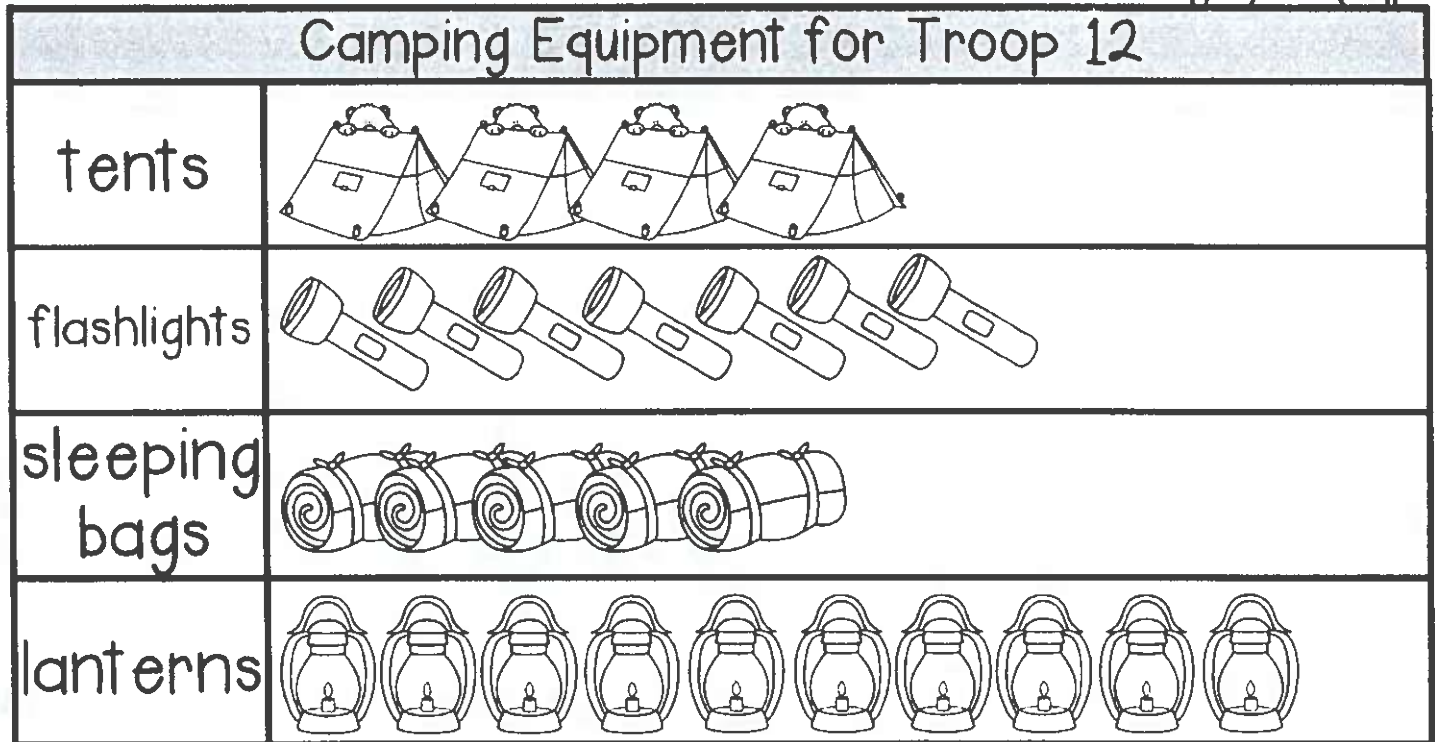
--	--	--	--

Name _____

Summer Graphing



Directions: Look at the graph below and answer the questions.



1. What kind of equipment did they have the most of? _____

2. How many tents were there? _____

3. Which items did they have the least of? _____

4. How many flashlights did they bring? _____

5. How many pieces of equipment did they have altogether? _____

6. How many flashlights and lanterns were there altogether?

_____ + _____ = _____


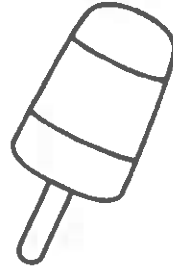

7. What other piece of camping equipment would you bring?

Name _____



Summer Sentences

Directions: Fix each sentence and rewrite it in your best handwriting. Remember to start with a capital letter and end with the correct punctuation.



1. i like summer

2. do you like to eat popsicles when it is hot

3. we go camping during summer vacation

4. it is too hot to go outside

5. did you build a sandcastle today

6. i caught a fish

Name _____

Number Words

Directions: Read the number words on each bucket and write the number on the shovel. Color the even number buckets red and the odd number buckets yellow.

