

Dear Parents,

This Summer Packet was created for you and your child to work on throughout the summer. This packet will allow your child to practice skills to help them be successful in kindergarten.

The activity calendars provide your child with an activity to complete each day. If you notice they may need more work on a certain skill, please practice! Coming into kindergarten, we would love your child to:

- Count to 20
- Name capital letters & most lowercase
- Name 1/2 of the letter sounds
- Write his/her name
- Enjoy listening to books, please read every day!
- Use the bathroom independently (this is required)

Be sure to go to the library throughout the summer so that you are able to read to your child as often as possible. There are also a variety of learning websites and apps your child can play on to help keep them ready for the upcoming school year. Thank you for working with your child this summer and have a safe and fun vacation!





Aa



Bb



Cc




Dd



Ee




Ff



Gg



Hh



Ii



Jj



Kk



Ll




Mm



Nn



Oo



Pp



Qq



Rr



Ss



Tt



Uu



Vv



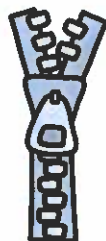
Ww



Xx




Yy



Zz

The Alphabet



June



SUMMER HOMEWORK

Monday

Tuesday

Wednesday

Thursday

Week 1 {June 7}

Read every day!

Parent Initial

Trace the letters.

Color each of the pictures.

Trace each number.

Count to 10

Name each letter.

What sound does each letter say?

Write your name below.

Make sure it starts with a capital and the rest are lowercase.

Week 2 {June 14}

Read every day!

Parent Initial

Match the rhyming pictures.

Can you name a new rhyming word?

Complete the picture.

Tell a story about your picture.

Trace the letters.

Color each of the pictures.

Trace the shapes.

Can you name them?

Week 3 {June 21}

Read every day!

Parent Initial

Color each crayon the correct color.

Play "I Spy" with your family.

Write the missing letters.

Color the pictures.

Name each letter.

What sound does each letter say?

Trace the letters.

Color each of the pictures.

Week 4 {June 28}

Read every day!

Parent Initial

Color and count the ten frame.

Trace each of the numbers.

Trace the letters.

Color each of the pictures.

Write your name below.

Make sure it starts with a capital and the rest are lowercase.

Trace each number.


Count to 20.

Monday {Week 1}

Trace the letters and color the pictures.


A a

apple




B b

bell



A a

ant



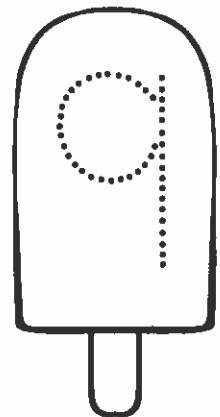

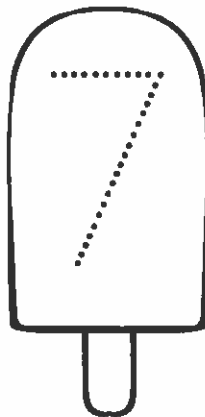
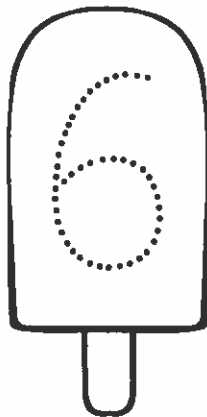
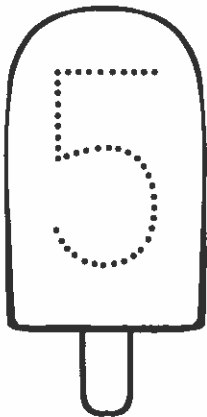
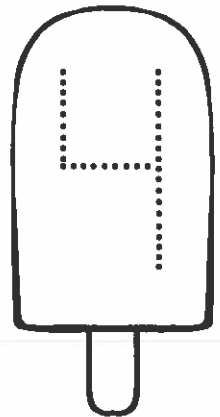
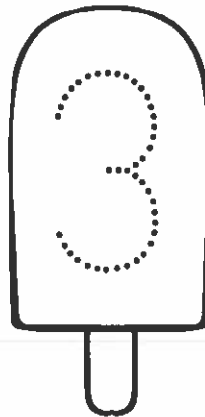

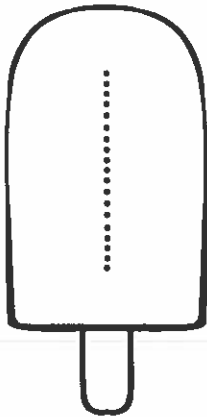
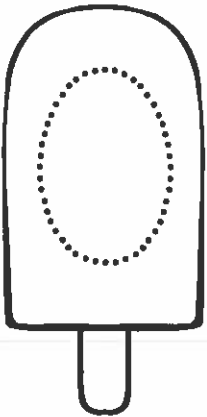
B b

boot



Tuesday {Week 1}

Trace each number.



Wednesday {Week 1}

Name each letter. What sound does it say?

Tt

Hh

Ss

Dd

Bb

Zz








Thursday {Week 1}

Write your name below.

Handwriting practice lines for Thursday. Each row consists of a solid top line, a dashed middle line, and a solid bottom line. There are three such rows provided for writing.

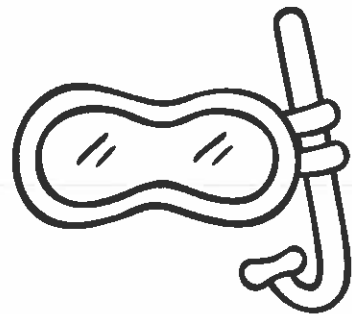
Monday {Week 2}

Match the rhyming pictures.



Tuesday {Week 2}


Complete the picture and tell a story about it.



Wednesday {Week 2}


Trace the letters and color the pictures.

C c



cake

D d



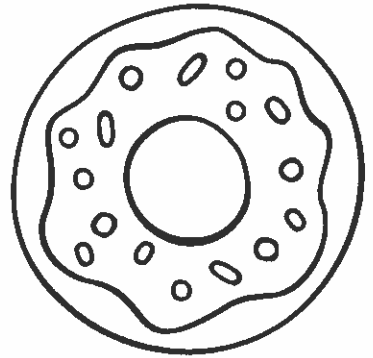
dog

C c



cake







D d



dog

Thursday {Week 2}

Trace the shapes. Can you name them?






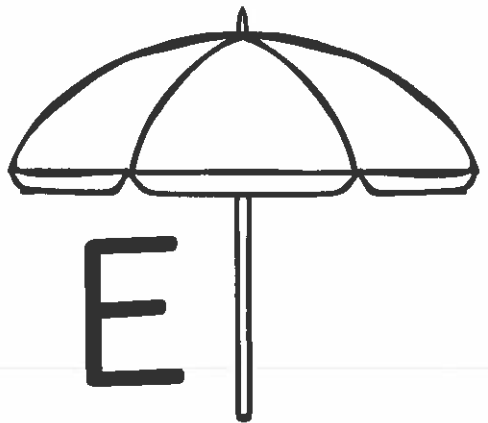


Monday {Week 3}

Color each crayon the correct color.



Tuesday {Week 3}

Write the missing letters.



Wednesday {Week 3}

Name each letter. What sound does it say?

Ll

Xx

Nn

Gg


Yy

Kk

Thursday {Week 3}


Trace the letters and color the pictures.

Ee



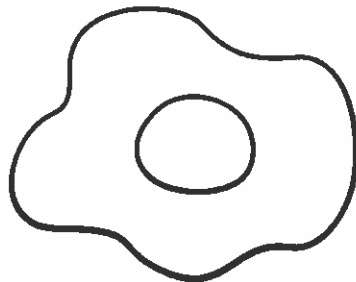
elephant

Ff




frog

Ee



egg

Ff



flower

Monday {Week 4}

Color and count the ten frame and trace the number.

○	○	○	○	

4

○	○	○	○	○

5

○	○	○	○	○
○				

6

○	○			

2

○	○	○	○	○
○	○	○		

8

○	○	○	○	○
○	○	○	○	○


10

Tuesday {Week 4}

Trace the letters and color the pictures.


G g

goat




H h

hive




G g

gate



H h

heart





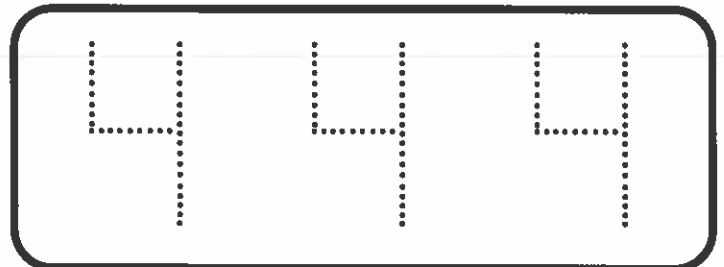


Wednesday {Week 4}

Write your name below.

Handwriting practice lines for Wednesday. Each row consists of a solid top line, a dashed middle line, and a solid bottom line. There are four such rows provided for writing practice.


Thursday {Week 4}

Trace the numbers.









July



SUMMER HOMEWORK


	Monday	Tuesday	Wednesday	Thursday
Week 1 {July 5} Read every day! 	Trace the letters. ----- Color each of the pictures.	Trace the lines. ----- Play follow the leader.	Name each letter. ----- What sound does each letter say?	Write your name. ----- Make sure it starts with a capital and the rest are lowercase.
Week 2 {July 12} Read every day! 	Say the name of each picture. ----- Circle the sound you hear at the beginning.	Complete the picture. ----- Tell a story about your picture.	Trace the letters. ----- Color each of the pictures.	Count the ice cream cones. ----- Match to the correct number.
Week 3 {July 19} Read every day! 	Fill in the missing numbers. ----- Count to 20.	Color the crayons the correct color. ----- Color the picture by numbers.	Do the pictures rhyme? ----- Circle yes or no for each set.	Trace the letters. ----- Color each of the pictures.
Week 4 {July 26} Read every day! 	Count the objects. ----- Write the correct number.	Trace the letters. ----- Color each of the pictures.	Write your name below. ----- Make sure it starts with a capital and the rest are lowercase.	Trace each number. ----- Find a circle, square and triangle in your home.

Monday {Week 1}

Trace the letters and color the pictures.


I i

igloo




J j

jet




I i

inch



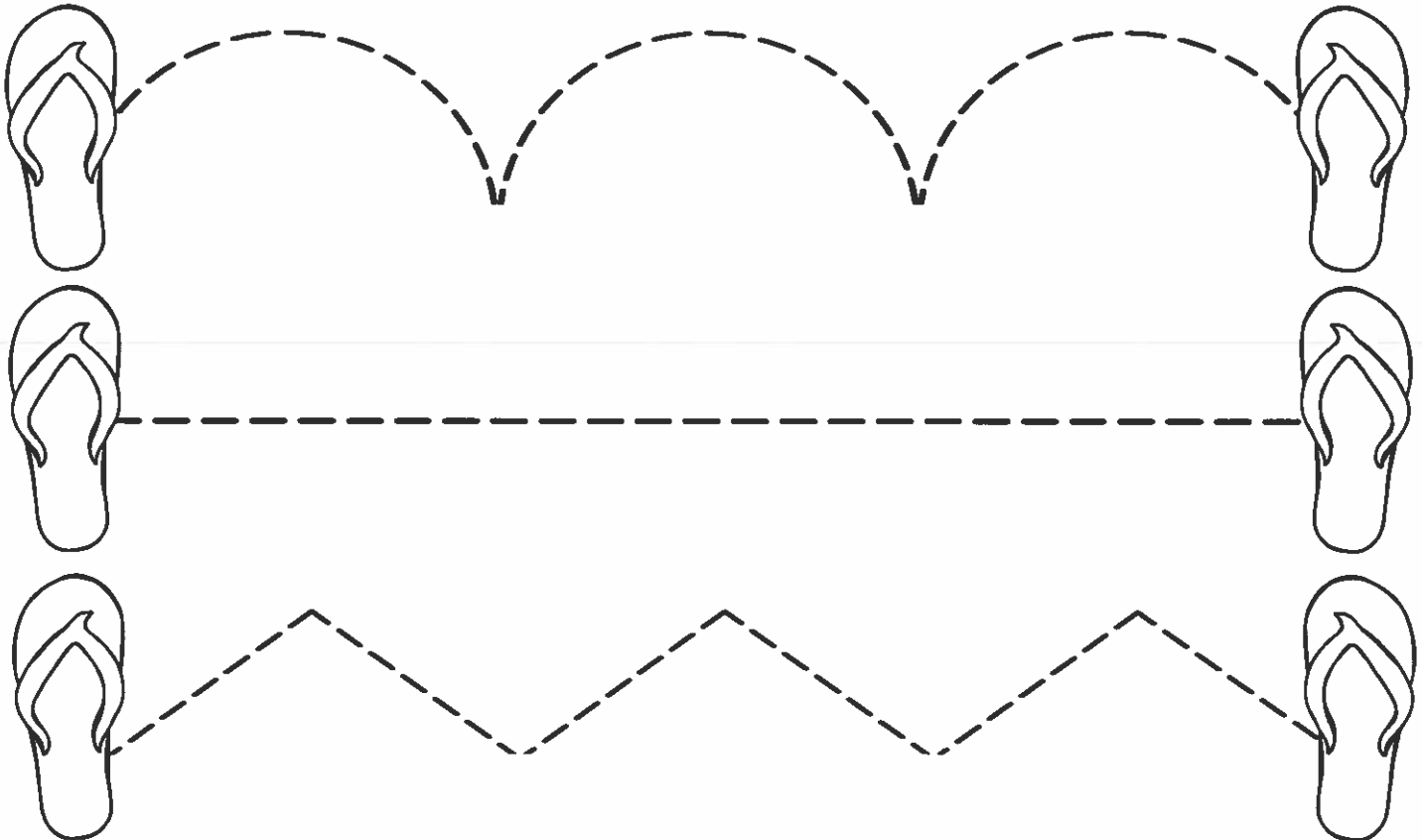
J j

juice



Tuesday {Week 1}

Trace the lines.



Wednesday {Week 1}

Name each letter. What sound does it say?

Rr

Pp

Jj

Oo

Hh

Xx


Thursday {Week 1}

Write your name below.

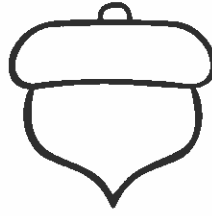
Handwriting practice lines for Thursday. Each row consists of a solid top line, a dashed middle line, and a solid bottom line. There are four such rows provided for writing practice.

Monday {Week 2}


Circle the sound you hear at the beginning of each word.



s f n



f n e



k w l



b r f



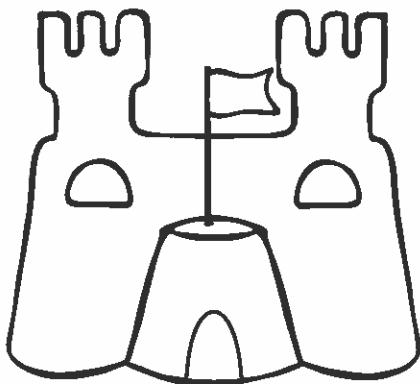
y r v



j h z

Tuesday {Week 2}

Complete the picture and tell a story about it.

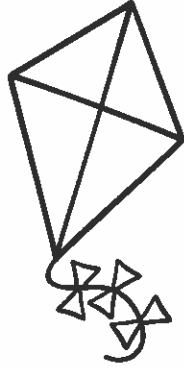


Wednesday {Week 2}

Trace the letters and color the pictures.

K k

kite




L l

lion




K k

king




L l

leaf



Thursday {Week 2}

Count the ice cream cones and match to the correct number



4

6


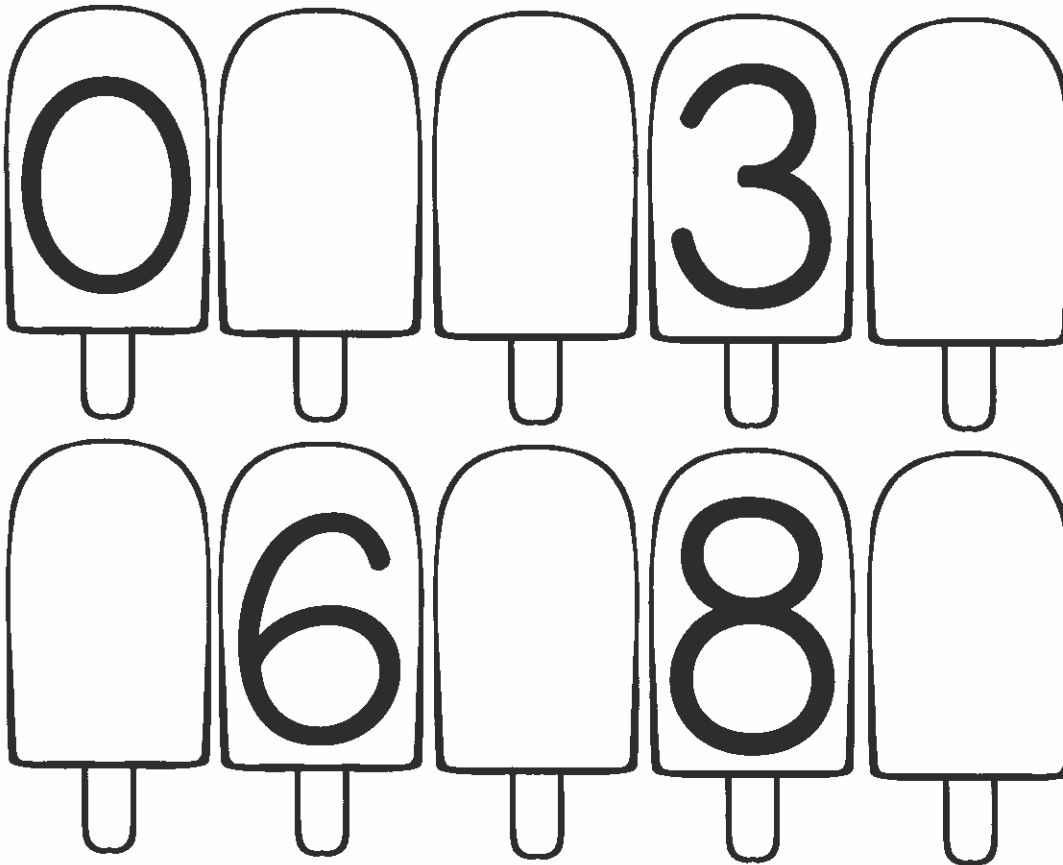
2

3

5

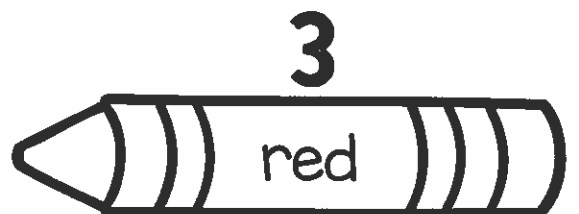
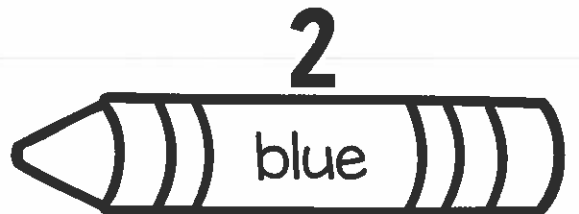
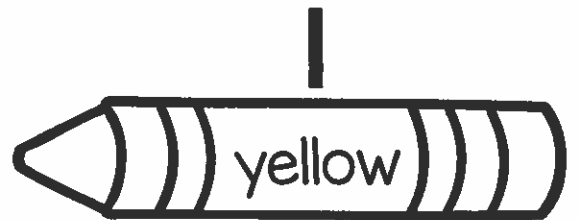
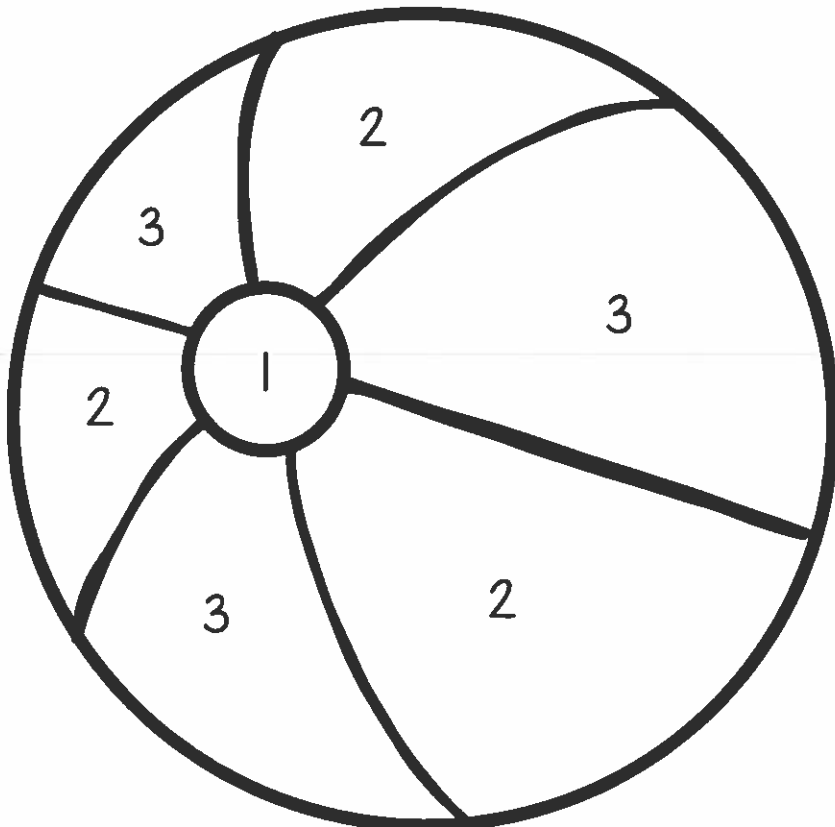
Monday {Week 3}

Fill in the missing numbers.







Tuesday {Week 3}





Color the picture by the numbers.











Wednesday {Week 3}

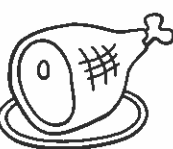



Do the pictures rhyme? Circle yes or no.

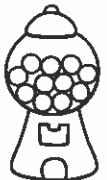



			
		yes	no

			
		yes	no

			
		yes	no

			
		yes	no

			
		yes	no


			
		yes	no


Thursday {Week 3}

Trace the letters and color the pictures.

Mm	
moon	



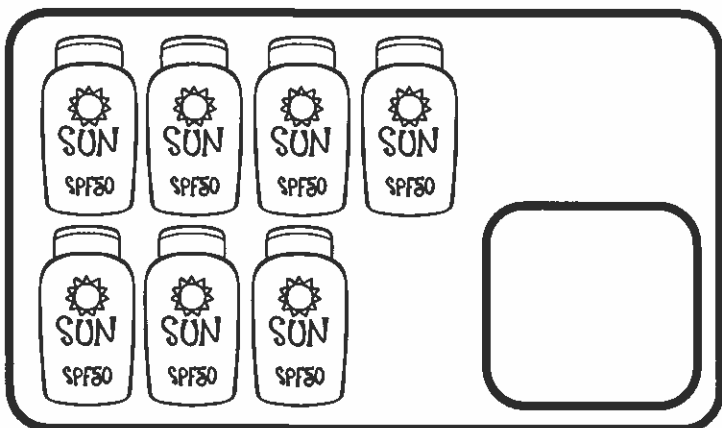
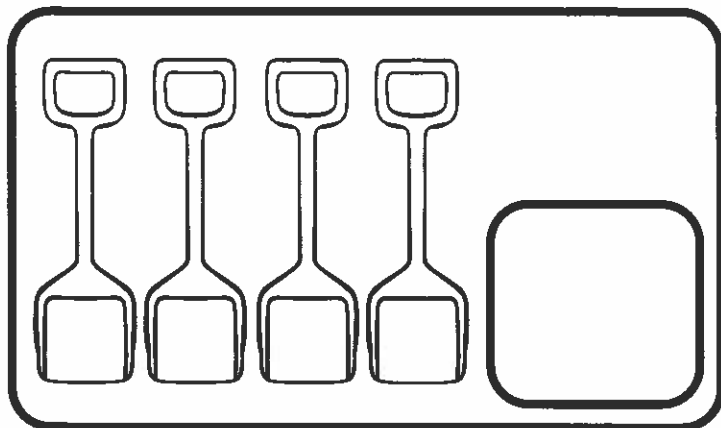
Nn	
nut	

Mm	
monkey	

Nn	
nose	


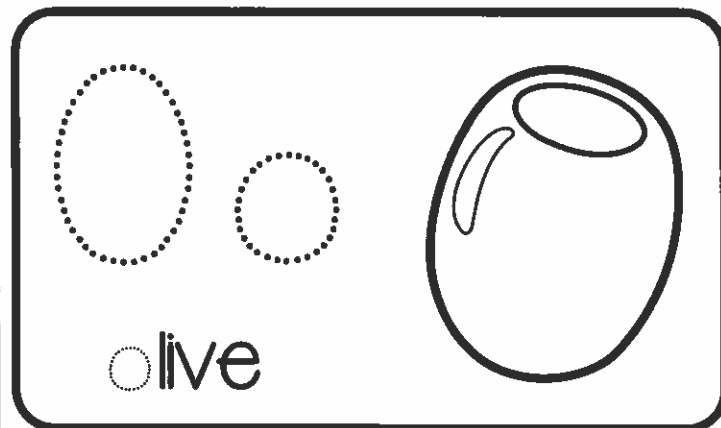


Monday {Week 4}

Count the objects and write the correct number.



Tuesday {Week 4}

Trace the letters and color the pictures.



Wednesday {Week 4}

Write your name below.

Handwriting practice lines for Wednesday. Each section consists of a solid top line, a dashed middle line, and a solid bottom line. There are two such sections provided for writing practice.

Thursday {Week 4}

Trace the numbers.

