


Future 3rd Graders

Welcome to 3rd Grade! I know you are as excited as I am to get your summer started. Here are a few things to remember to do this summer. Please choose any book about a historical figure to read and enjoy. While you are reading, think about the important facts.

Keep in mind important dates and what happened in the person's life. When we come back to school, we will have fun telling each other about the person we learned about. You can bring items that represent your historical figure in a bag. You can also dress up like your historical figure. Examples of items could be literal (a stethoscope for a doctor) or figurative (a heart for kind and caring).



Remember to keep up with your Freckle Assignments. I encourage you to keep reading for fun too. Read any type of book you enjoy. You can also journal your summer fun. You can share it with your class or save it to keep for yourself.


Here is the link for more biographies.
<https://littlepeoplebigdreams.com/>

Here is a fun app to work on your keyboard skills if you are looking for some more summer fun.

<https://www.dancemattypingguide.com>

Have a great summer!

Mrs. Farrell & Mrs. Millender



Freckle™

by Renaissance®

Dear Family,

Your child is getting ready to transition to a summer of fun and academic growth using Freckle. This engaging online learning platform allows students to practice math at their own level. Freckle continuously adapts to each student's individual skills, so they get the appropriate challenge whether they're working at, above or below grade level. Within Freckle, your child will benefit from lessons, videos and multiple chances to continue improving their math skills over the summer.

Freckle is accessible 24/7, wherever an internet connection is available. The student logs in to Renaissance, using the same URL, username and password that they use for Accelerated Reader.

**Step 1: Log into
Basilica Website**



**Step 2: Scroll to bottom
& select AR button**



**Step 3: Select
I'm a Student**



**Step 4: Enter AR
Username/Password**



**Step 5: Select
Freckle**



The Freckle summer math requirements are listed in the chart below. No code is needed. A new assignment or assignments will be posted each week. Please complete assignments by August 7 at Student Orientation.

| Students | Required Assignments per Week (10 Qs Per Assignment Posted Weekly) | Total Assignments for the Summer | Bonus Challenge: |
|--|---|---|---|
| Incoming 1st Grade | 1 Assignment per week | Total 8 Assignments | 10 minutes per day Mon - Fri (400 minutes for summer) |
| Incoming 2nd -3rd | 2 Assignments per week | Total 16 Assignments | 10 minutes per day Mon - Fri (400 minutes for summer) |
| Incoming 4th - 5th | 3 Assignments per week | Total 24 Assignments | 15 minutes per day Mon - Fri (600 minutes for summer) |
| Incoming 6th - 8th (High School Algebra I & Geometry have a packet instead) | 5 Assignments per week | Total 40 Assignments | 1000 minutes for the summer (Reward: Out of Uniform pass) |

biography in a bag

an engaging activity
to learn about
historical figures

HISTORY MADE FUN!



GREAT WAY TO
RESEARCH
BIOGRAPHIES AND
PRESENT TO
CLASSMATES IN AN
INTERESTING AND
ENGAGING WAY!


PROMOTES DEEP
THINKING AND
CREATIVITY!

HEAD OVER HEELS FOR TEACHING

TEACHER TIPS/PHOTOS



ALLOW STUDENTS TO CHOOSE A BIOGRAPHY TO COMPLETE THE PROJECT.



STUDENTS WILL PRESENT THEIR BIOGRAPHY IN A BAG TO THEIR CLASSMATES.



STUDENTS WILL BRING THEIR ITEMS THAT REPRESENT THEIR HISTORICAL FIGURE IN A BAG.



SOME WILL EVEN DRESS UP AS THEIR HISTORICAL FIGURE!
**AMELIA EARHART

examples of biography items

Some biography in a bag items are obvious like a stethoscope if they were a doctor or a basketball if they were an NBA star, but I try to encourage my students to be creative and bring in items that symbolize their person as a character and dig deeper.

**You may only want to share a few just to give them an idea... sometimes students will bring in every example you give them for their biography. I model first. I read aloud a short biography to the class, complete the report, and brainstorm items that could represent the historical figure. This sets the expectations and gives students clear guidelines.

Here are some examples:

| | |
|-------------------|---|
| TV remote | to "mute" out all the negative comments |
| Energizer battery | she kept going and going, Perseverance |
| lion | very brave |
| Owl | wisdom, intelligence |
| Heart | caring, kind, thoughtful |
| Soccer ball | achieved their goals |
| Open door | never turned anyone away |
| Weights | strong, powerful |
| Bird | fought for freedom |
| Candle/match | sparked hope in others |

BIOGRAPHY

A biography is a true, non-fiction story of a person's life. After reading a book or researching online, record information on this sheet. Use this information to complete your biography in a bag.

Title: _____

Biography tells about the life of: _____

Why did you choose this biography? _____

List five important facts:

Name two important dates in the person's life and what happened:

Name _____ Due Date _____

BIOGRAPHY IN A BAG

- /10 Oral Presentation of Biography
(presentation of material, prepared, voice level)
- /30 Completeness of written form
(relevant information, clear organization, research, notes)
- /60 Items that represent/symbolize famous person and written explanation for each item. (5 points each)

Comments:

Name _____ Date _____