



# Welcome to 2nd Grade


## Reading and Writing:

- Continue reading AR books weekly and use the Reading Log attached to log your books.
- Complete the Book Review attached using one book that you have read during the summer.
- Write 2-3 Journal entries telling us about your summer.
- Complete the optional Family Bingo Boards

## Math:

- Complete the assignments in Freckle Math. Please see directions attached.
- Play the math games: Roll and Add, Largest and Smallest, More and Less and Lets Compare. You will need dice and a deck of cards.
- Practice addition and subtraction facts.
- Practice skip counting by 2, 5 and 10.

Have a great summer!



**Freckle**<sup>TM</sup>  
by Renaissance®

Dear Family,

Your child is getting ready to transition to a summer of fun and academic growth using Freckle. This engaging online learning platform allows students to practice math at their own level. Freckle continuously adapts to each student's individual skills, so they get the appropriate challenge whether they're working at, above or below grade level. Within Freckle, your child will benefit from lessons, videos and multiple chances to continue improving their math skills over the summer.

Freckle is accessible 24/7, wherever an internet connection is available. The student logs in to Renaissance, using the same URL, username and password that they use for Accelerated Reader.

**Step 1: Log into  
Basilica Website**



**Step 2: Scroll to bottom  
& select AR button**



**Step 3: Select  
I'm a Student**



**Step 4: Enter AR  
Username/Password**



**Step 5: Select  
Freckle**



The Freckle summer math requirements are listed in the chart below. No code is needed. A new assignment or assignments will be posted each week. Please complete assignments by August 7 at Student Orientation.

<b>Students</b>	<b>Required Assignments per Week (10 Qs Per Assignment Posted Weekly)</b>	<b>Total Assignments for the Summer</b>	<b>Bonus Challenge:</b>
Incoming 1st Grade	1 Assignment per week	Total 8 Assignments	10 minutes per day Mon - Fri (400 minutes for summer)
Incoming 2nd -3rd	2 Assignments per week	Total 16 Assignments	10 minutes per day Mon - Fri (400 minutes for summer)
Incoming 4th - 5th	3 Assignments per week	Total 24 Assignments	15 minutes per day Mon - Fri (600 minutes for summer)
Incoming 6th - 8th (High School Algebra I & Geometry have a packet instead)	5 Assignments per week	Total 40 Assignments	1000 minutes for the summer (Reward: Out of Uniform pass)

## **Second Grade Supply List 2023-2024**

- \_\_\_ Ruler 12 inch (Clear with cm, mm is best)
- \_\_\_ Box of 24 #2 Pencils (*Ticonderoga* brand preferred)
- \_\_\_ 2 Big erasers
- \_\_\_ 4 All purpose Glue sticks (*Elmer's* brand preferred)
- \_\_\_ 1 bottle of white glue (*Elmer's* brand preferred)
- \_\_\_ 2 Folders
- \_\_\_ 1 student size scissors
- \_\_\_ 10 count of thick markers (*Crayola* brand preferred)
- \_\_\_ 10 count of thin markers (*Crayola* brand preferred)
- \_\_\_ 12 count of colored pencils (*Crayola* brand preferred)
- \_\_\_ 24 count of crayons (*Crayola* brand preferred)
- \_\_\_ Small pack of dry erase markers (*Expo* brand, bullet shape preferred)
- \_\_\_ 3 marbled composition notebooks
- \_\_\_ 1 pair of plug in headphones (with name written on them).

### **Classroom Supplies:**

- \_\_\_ 1 Roll of paper towel (more will be needed throughout the school year)
- \_\_\_ 1 Bottle of hand sanitizer (more will be needed throughout the school year)
- \_\_\_ 1 Box of tissues (more will be needed throughout the school year)
- \_\_\_ 1 Container of Clorox wipes (more will be needed throughout the school year)
- \_\_\_ 1 Pack of wide-ruled loose-leaf paper
- \_\_\_ 1 pack of construction paper

### **Wish List:**

- \_\_\_ Sandwich size Ziplock bags
- \_\_\_ Gallon size Ziplock bags







NAME: \_\_\_\_\_

DATE: \_\_\_\_\_

# READING RESPONSE

BOOK: \_\_\_\_\_

AUTHOR: \_\_\_\_\_

START DATE: \_\_\_\_\_ END DATE: \_\_\_\_\_

I GIVE THIS BOOK: 

MY FAVORITE PART WAS:

I LIKE THIS BOOK BECAUSE \_\_\_\_\_

\_\_\_\_\_

\_\_\_\_\_

# FAMILY FUN

*bingo board*

Enjoy making meaningful connections with your family by engaging in these family fun activities.

Send a postcard to the Basilica School 2nd Grade Class

Go on a walk together

Go on a nature walk

Play a board game together

Read with a family member

Write a story

Write a letter to a friend

Make a treat or dessert together

Help a family member with gardening

Play a game on [abcya.com](http://abcya.com)

Go to the Beach

Help a grown up prepare a meal

Have a movie night

Go to the park

Visit the chapel with your family

Play a math game on [mathplayground.com](http://mathplayground.com)

Make a card for a family member

Help someone with their chores

Work on a puzzle

Visit the local library








Name \_\_\_\_\_

# LARGEST & SMALLEST

Flip over six cards. Arrange the cards to make the smallest 3-digit number that you can make and use the remaining cards to make the largest 3-digit number you can make. Then record the numbers under the correct heading below.




	LARGEST	SMALLEST
1.	975	114
2.		
3.		
4.		
5.		
6.		
7.		
8.		
9.		

	LARGEST	SMALLEST
10.		
11.		
12.		
13.		
14.		
15.		
16.		
17.		
18.		

Name \_\_\_\_\_

# MORE AND LESS

Flip over two cards to make a 2-digit number. Write the number in the center box. Fill in the rest of the chart for that number.



**1.**

10 less	24	1 more
1 less	33	34
10 more	44	35

**2.**

10 less		1 more
1 less		
10 more		

**3.**

10 less		1 more
1 less		
10 more		

**4.**

10 less		1 more
1 less		
10 more		

**5.**

10 less		1 more
1 less		
10 more		

**6.**

10 less		1 more
1 less		
10 more		

**7.**

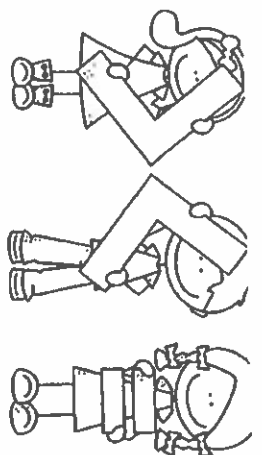
10 less		1 more
1 less		
10 more		

**8.**

10 less		1 more
1 less		
10 more		

Name \_\_\_\_\_

# LET'S COMPARE



Flip over four cards. Write them in the boxes below and place a symbol between the two numbers to make a true comparison.

1. 

38
----

<

59
----

2. 

--

--

3. 

--

--

4. 

--

--

5. 

--

--

6. 

--

--

7. 

--

--

8. 

--

--

9. 

--

--

10. 

--

--

11. 

--

--

12. 

--

--

13. 

--

--

14. 

--

--

15. 

--

--